

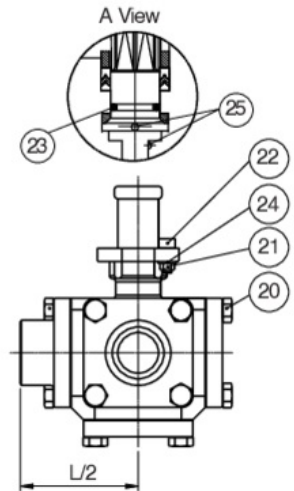
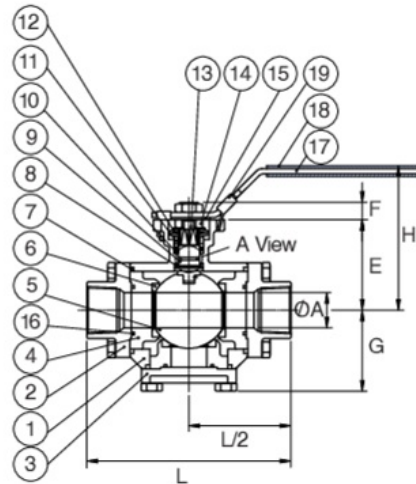
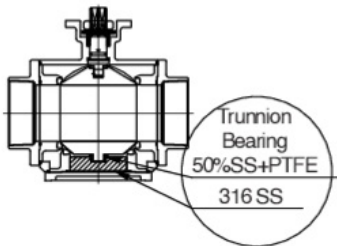
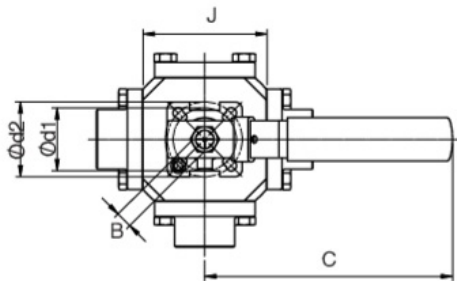
97X DOUBLE L-PORT



3-way 4-port, direct mount stainless steel, block body, full port ball valve.

- 1000 PSI WOG.
 - ISO 5211 mounting pad.
 - Live load stem packing.
 - Investment cast and sand cast body construction.
 - Meets International standards.
 - "T", "L", and "double L-port" designs.
 - Live loaded stem packing design.
- 97L - 97T - 97X: size 1/4" to 4".

Technical specifications



POSITION	PART NAME	MATERIAL	N.° PIECES
1	BODY	CF8M	1
2	END CAP A	CF8M	4
3	END CAP B	CF8M	1
4	SEAT RETAINER	CF8M	5
5	BALL	AISI 316	1
6	SEAT	PTFE/RTFE	5
7	JOINT GASKET	PTFE	5
8	STEM SEAL	RPTFE	1
9	STEM	AISI 316	1
10	STEM PACKING	25% GLASS FILLED PTFE	1
11	GLAND	AISI 304	1
12	BELLEVILLE WASHER	AISI 301	2
13	LOCK SADDLE	AISI 304	1
14	STEM NUT	AISI 304	2
15	STEM WASHER	AISI 304	1
16	RETAINER SEAL	PTFE	5
17	HANDLE	AISI 304	1
18	HANDLE SLEEVE	VINYL	1
19	LOCKING DEVICE	AISI 304	1
20	BOLT NUT	ASTM A194 8	20
21	PIN NUT	AISI 304	1
22	STOP PIN	AISI 304	1
23	O-RING	FKM (Viton)	2
24	WASHER	AISI 304	1
25	ANTISTATIC DEVICE	AISI 316	2

SIZE	ØA	B MM	C	E	F	G	H	J	L	PSI	ØD1	ØD2	ISO 5211	BREAK TORQUE (IN-LBS)	CV	WEIGHT (LBS)
1/4"	0.45	9	5.90	1.72	0.35	1.38	3.34	1.99	3.62	1000	1.41	1.65	F03/F04/F05	71	4	1.40
3/8"	0.49	9	5.90	1.72	0.35	1.38	3.34	1.99	3.62	1000	1.41	1.65	F03/F04/F05	71	5	1.40
1/2"	0.59	9	5.90	1.72	0.35	1.38	3.34	1.99	3.62	1000	1.41	1.65	F03/F04/F05	71	6	1.30
3/4"	0.78	11	6.49	2.13	0.41	1.78	3.66	2.63	4.33	1000	1.65	1.96	F04/F05	151	16	2.80
1"	0.98	11	7.08	2.52	0.41	2.23	4.25	3.26	5.66	1000	1.65	1.96	F04/F05/F07	257	31	4.80
1 1/4"	1.25	14	8.46	3.09	0.51	2.35	4.99	3.50	5.78	800	1.96	2.75	F05/F07	310	32	5.90
1 1/2"	1.49	17/19	10.35	3.73	0.70	2.84	5.98	4.29	6.45	800	2.75	4.01	F07/F10	523	75	10.90
2"	1.96	17/19	12.32	3.99	0.70	3.16	6.25	4.76	7.24	800	2.75	4.01	F07/F10	638	140	13.80
2 1/2"	2.55	17/19	13.54	4.72	0.70	3.81	6.96	5.74	8.97	600	2.75	4.01	F07/F10	815	210	22.50
3"	2.99	22	14.56	5.23	0.90	4.13	7.67	6.22	10.43	600	4.01	4.92	F10/F12	1754	375	28.90
4"	3.93	22	20.07	6.45	0.90	5.17	8.89	8.22	12.48	300	4.01	4.92	F10/F12	2215	670	57.70