

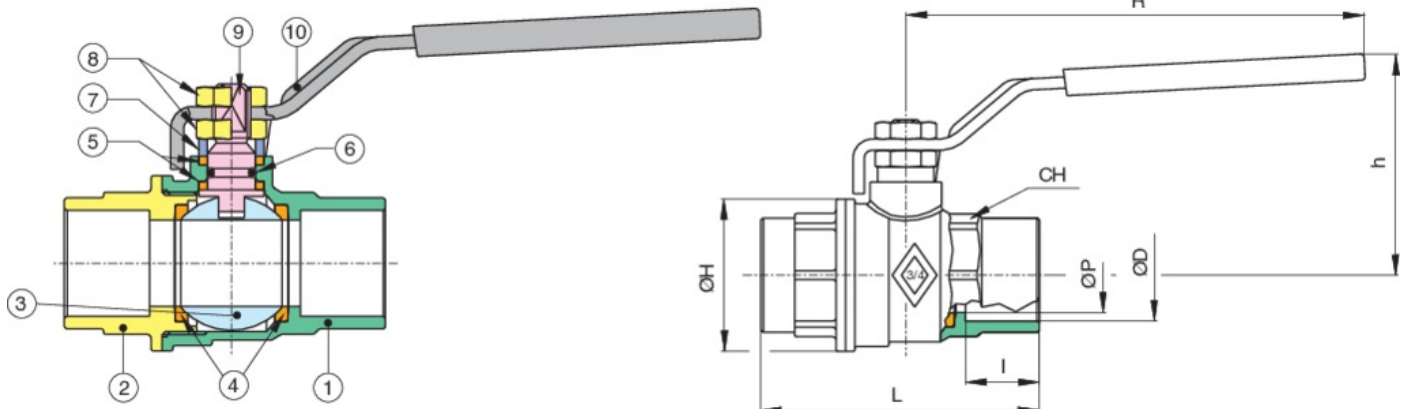
1715 - 1725 COMMERCIAL STYLE

Brass ball valve with solder ends, full port.

- Pressure rating 600 WOG-150 WSP.
 - Temperature range -4°F to +366°F.
 - ANSI B16.18 connections.
 - Blow-out proof stem, chrome plated brass ball.
 - PTFE seats, seals, and thrust washer.
 - Adjustable stem packing.
 - 100% electronically tested in the open and closed position at 80 psi.
 - Not to be used for drinking water.
 - Valve to be used in fully open or fully closed position.
- 1715: LEVER HANDLE - size 1/2" to 4".
1725: T-HANDLE - size 1/2" to 1".

MEETS THE DESIGN CRITERIA OF MSS SP-110.

Technical specifications



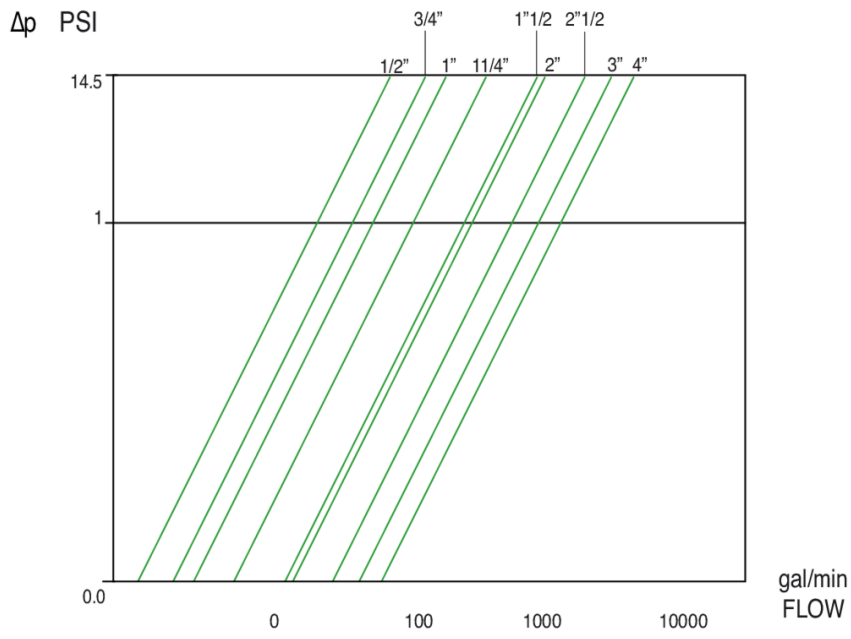
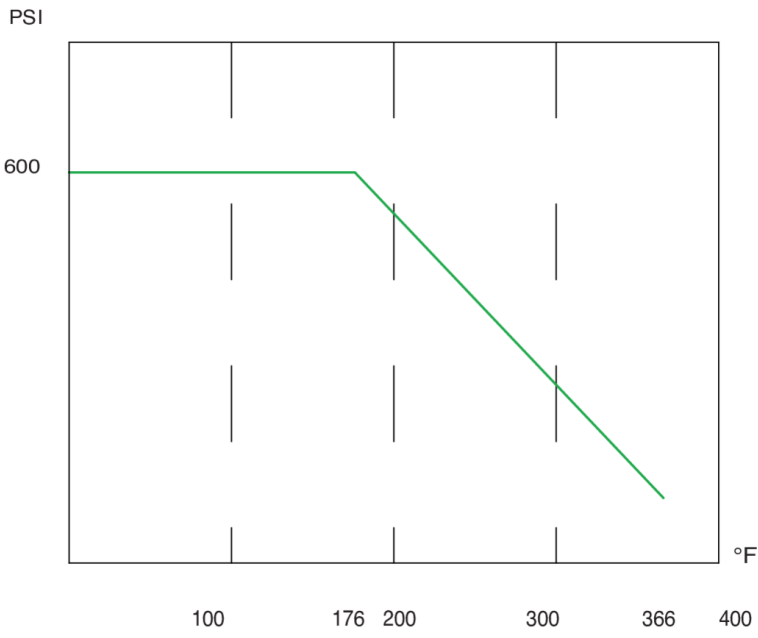


| POSITION | PART NAME | MATERIAL | N.° PIECES |
|----------|-------------------------|----------------------|------------|
| 1 | BODY | BRASS C37700 | 1 |
| 2 | END CONNECTION | BRASS C37700 | 1 |
| 3 | BALL | BRASS C37700 | 1 |
| 4 | BALL SEAT | PTFE | 2 |
| 5 | THRUST WASHER/STEM SEAT | PTFE | 2 |
| 6 | O-RING | NBR | 1 |
| 7 | PACKING GLAND | BRASS C38500 | 1 |
| 8 | NUT | STEEL 6/S | 2 |
| 9 | STEM | BRASS C38500 | 1 |
| 10 | HANDLE | FE DD11 UNI EN 10111 | 1 |

| SIZE | ØP | L | I | H | R | ØD | ØH | CH | CV | PSI | WEIGHT (LBS) |
|--------|------|-------|------|------|-------|------|------|------|---------|-----|--------------|
| 1/2" | 0.57 | 2.58 | 0.5 | 1.81 | 3.78 | 0.63 | 1.3 | 0.98 | 18.84 | 600 | 0.49 |
| 3/4" | 0.76 | 3 | 0.75 | 2.28 | 4.76 | 0.88 | 1.53 | 1.22 | 34.1 | 600 | 0.8 |
| 1" | 0.98 | 3.56 | 0.91 | 2.44 | 4.76 | 1.13 | 1.93 | 1.49 | 49.71 | 600 | 1.17 |
| 1 1/4" | 1.26 | 4.09 | 0.96 | 3 | 5.94 | 1.38 | 2.32 | 1.89 | 102.89 | 600 | 1.97 |
| 1 1/2" | 1.57 | 4.56 | 1.1 | 3.23 | 5.94 | 1.63 | 2.87 | 2.12 | 265.9 | 600 | 2.72 |
| 2" | 1.95 | 5.45 | 1.34 | 3.74 | 6.3 | 2.13 | 3.38 | 2.64 | 306.36 | 600 | 4.25 |
| 2 1/2" | 2.56 | 6.9 | 1.47 | 4.84 | 8.11 | 2.63 | 4.37 | 3.54 | 624.28 | 600 | 9.44 |
| 3" | 3.05 | 8.05 | 1.67 | 5.23 | 8.11 | 3.13 | 5.35 | 4.13 | 1009.25 | 600 | 14.51 |
| 4" | 3.94 | 10.25 | 2.16 | 6.49 | 10.27 | 4.13 | 6.53 | 5.12 | 1606.94 | 600 | 24.8 |

WARNING: This product can expose you to chemicals including lead, which is known to the State of California to cause cancer and birth defects or other reproductive harm. For more information go to www.p65warnings.ca.gov.

Diagrams



Certifications



TSSA