

355NSRL (T)-365NSRL (L)

DEADMAN SPRING RETURN

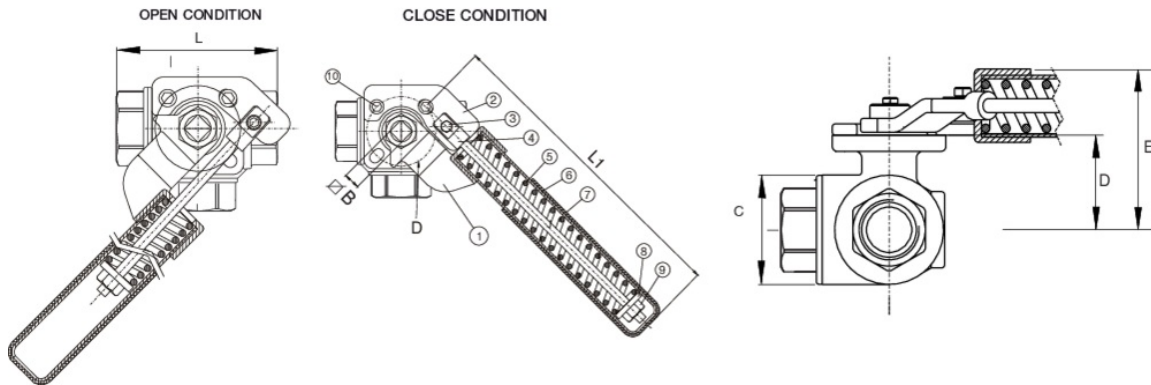
3-way brass ball valve, FNPT, threaded standard port, with deadman spring return handle.






















- Pressure rating 400 WOG-100 WSP.
- Temperature range -4°F to +366°F.
- ANSI B1.20.1 connections.
- Blow-out proof stem, chrome plated brass ball and double O-ring stem packing.
- PTFE seats with O-ring backing for low operating torque.
- 100% electronically tested in the open and closed position at 80 psi.
- Not to be used for drinking water.
- Four seat design for sealing between pressurized ports.

355N SRL: deadman lever - size 1/4" to 2".

365N SRL: deadman lever - size 1/4" to 2".

Technical specifications



| FLOW PATH VARIATIONS | | | | | | | |
|----------------------|---|---|---|---|---|---|---|
| | 355N | | | | 365N | | |
| | A | B | C | D | A | B | C |
| Lever Assembly |  |  |  |  |  |  |  |
| Position 1 |  |  |  |  |  |  |  |
| Position 2 |  |  |  |  |  |  |  |
| Note | To achieve other flow paths, simply remove the handle and reorient the valve stem to the desired flow path. Refer to the markings on top of the ball valve stem for proper position. When finished, re-attach the handle. | | | | | | |

The Buna O-ring is fitted to the stem of the valve as the best possible protection against potential gas leakage under extreme duty or low pressure applications.

A secondary PTFE stem seal will also assure that the valve is suitable for use up to 366°F.

| POSITION | PART NAME | MATERIAL |
|----------|-------------------|----------------|
| 1 | HANDLE HEAD | ASTM A351-CF8M |
| 2 | ANCHOR | ASTM A351-CF8M |
| 3 | ANCHOR SCREW | AISI 316 |
| 4 | SPRING ROD | AISI 316 |
| 5 | SPRING | AISI 301 |
| 6 | HANDLE EXTENSION | AISI 304 |
| 7 | SLEEVE | VINYL |
| 8 | WASHER | AISI 304 |
| 9 | HEX NUT | AISI 304 |
| 10 | SOCKET HEAD SCREW | AISI 304 |

| SIZE | L1 | B | D ISO 5211 | HANDLE TORQUE (IN/LBS) | E | L | D | C | F | G | WEIGHT (LBS) 355N SRL |
|--------|------|------|------------|------------------------|------|------|------|------|------|------|-----------------------|
| 1/4" | 6.7 | 0.35 | F03 | 132 | 1.7 | 2.64 | 1.2 | 1.34 | 1.32 | 0.77 | 3.48 |
| 3/8" | 6.7 | 0.35 | F03 | 132 | 1.7 | 2.64 | 1.2 | 1.34 | 1.32 | 0.77 | 3.39 |
| 1/2" | 6.7 | 0.35 | F03 | 132 | 1.7 | 2.87 | 1.2 | 1.34 | 1.44 | 0.77 | 3.46 |
| 3/4" | 6.7 | 0.35 | F03 | 132 | 1.79 | 3.19 | 1.29 | 1.53 | 1.6 | 0.87 | 3.73 |
| 1" | 8.65 | 0.35 | F05 | 177 | 2.79 | 3.74 | 1.63 | 1.89 | 1.87 | 1 | 4.94 |
| 1 1/4" | 8.65 | 0.35 | F05 | 177 | 2.93 | 4.39 | 1.85 | 2.36 | 2.2 | 1.22 | 6.39 |
| 1 1/2" | 8.65 | 0.43 | F05 | 177 | 3.52 | 4.86 | 2.34 | 2.83 | 2.43 | 1.79 | 9.46 |
| 2" | 11 | 0.55 | F07 | 487 | 3.82 | 5.73 | 2.9 | 3.38 | 2.87 | 1.75 | 14.07 |

WARNING: This product can expose you to chemicals including lead, which is known to the State of California to cause cancer and birth defects or other reproductive harm. For more information go to www.p65warnings.ca.gov.

Certifications



TSSA