



JOB NAME:	CONTRACTOR:
JOB LOCATION:	APPROVAL:
ENGINEER:	CONTRACTOR P.O.:
APPROVAL:	REPRESENTATIVE:

M8E0720-00* - M8E0721-00* - M8E0722-00*
FNPT THREADED SOCKET WELD BUTT WELD

720LL DIRECT MOUNT, 3-PC, 2-WAY STAINLESS STEEL, FULL PORT BALL VALVE IN NPT, SW OR BUTT WELD W/VALBIA METAL ELECTRIC ACTUATOR SIZES 1/4" TO 4"

*001	12V AC/DC	*002	24V AC/DC	*003	100-240V AC
01	BATTERY BACKUP	*02*	POSITIONER	*04*	BATTERY BACKUP W POSITIONER

SPECIFICATIONS

The Bonomi M8E0720-M8E0721-M8E0722 series features a complete ISO direct mount with square stem, full port 3-piece ASTM A-351 type CF8M stainless steel ball valve, with TFM-1600 seats and a 1000 psi pressure rating. It also features a multiple V-ring style stem packing and Belleville washers for live loading.

The Valbia actuator housing is made from die cast aluminum with a polyester powder coating for maximum external protection from the elements either outside or indoors. The housing also includes captive cover bolts.

Also, standard actuator features include: 2 extra limit switches, dual voltage motors, dual ISO patterns, a square drive, a manual override, a dome position indicator, heater and thermostat, a torque limiter, 1/2" conduit connections, and a 75% duty cycle motor.

Optional battery-backup and positioning models are available.

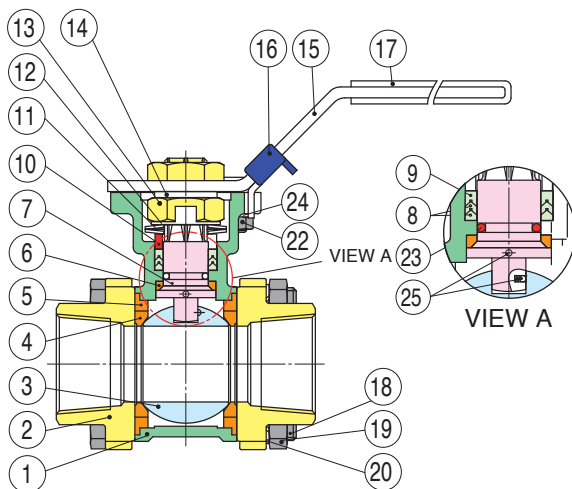
ACTUATOR FEATURES

- Dual Voltages
- 24V AC/DC and 100-240V AC Models Available
- ISO 5211 dual patterns
- 75% Duty Cycle
- Anti-condensation heater, (when red wire is connected to power)
- High-Strength, Die Cast Aluminum Powder Coated Housing
- Temperature Range -4°F to 131°F
- NEMA 4 Housing
- Two Auxiliary Switches Standard
- Torque limiter standard
- 1/2" conduit connection

VALVE FEATURES

- 3-piece CF8M body
- Full port, sizes 1/4" to 4"
- ISO 5211 mounting pad w/ square stem
- Pressure rating 1/4" to 2" 1000 psi, 2-1/2" to 4" 800 psi - 150 psi steam
- Temperature range -4°F to +400°F
- Blow out proof stem, multi-layer V-ring adjustable stem packing
- TFM-1600 seats, P.T.F.E. packing and thrust washer

BILL OF MATERIALS FOR 720LL / 721LL / 722LL



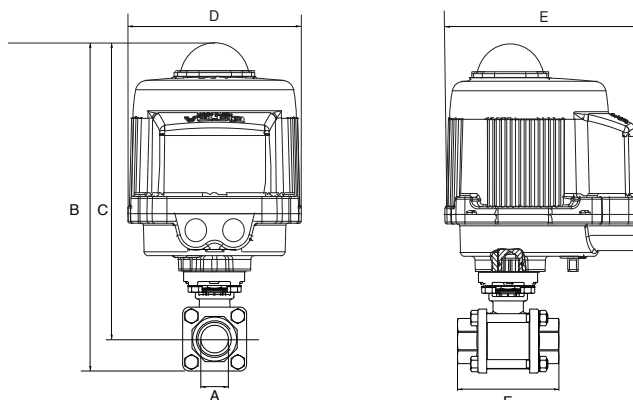
N POS	PART NAME	MATERIAL	N PCS
1	BODY	CF8M	1
2	END CAP	CF8M	2
3	BALL	SS316	1
4	SEAT	TFM-1600	2
5	JOIN GASKET	P.T.F.E.	2
6	STEM SEAL	R.T.F.E.	1
7	STEM	SS316	1
8	STEM PACKING	P.T.F.E.	1
9	STEM PACKING	25% FIBERGLASS + P.T.F.E.	*
10	GLAND	SS304	1
11	BELLEVILLE WASHER	SS304	2
12	LOCK SADDLE	SS304	1
13	STEM NUT	SS304	2

N POS	PART NAME	MATERIAL	N PCS
14	STEM WASHER	SS304	1
15	HANDLE	SS304	1
16	LOCKING DEVICE	SS304	1
17	HANDLE SLEEVE	VINYL	2
18	BOLT	SS304	*
19	BOLT NUT	SS304	*
20	BOLT WASHER	SS304	*
21	STOP PIN	SS304	1
22	PIN NUT	SS304	1
23	O-RING	VITON	1
24	WASHER	SS304	1
25	ANTI-STATIC DEVICE	SS316	1
26	SPRING	SS316	1

*VARIES WITH SIZE

VB030M-VB190M

SIZES 1/4" THROUGH 4"

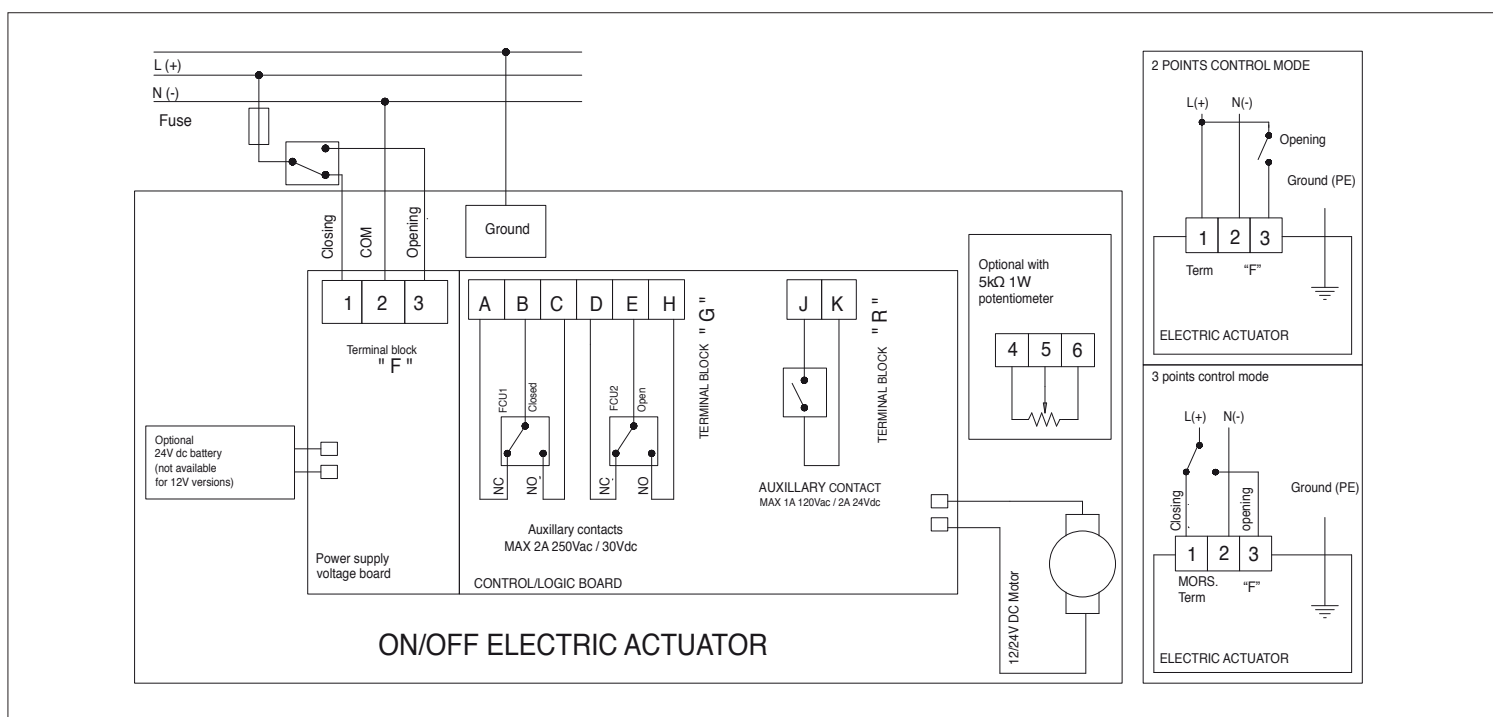


DIMENSIONS

Size	A	B	C	D	E	F	ACT.
1/4"	.250	12.31	11.40	6.34	7.36	2.23	VB030M
3/8"	.375	14.44	11.53	6.34	7.36	2.23	VB030M
1/2"	.500	12.56	11.65	6.34	7.36	2.59	VB030M
3/4"	.750	13.40	12.36	6.34	7.36	3.00	VB030M
1"	1.00	14.52	13.29	6.34	7.36	3.39	VB030M
1-1/4"	1.25	15.05	13.76	6.34	7.36	4.05	VB030M
1-1/2"	1.50	17.94	16.26	6.93	7.76	4.70	VB060M
2"	2.00	19.20	17.36	6.93	7.76	5.17	VB060M
2-1/2"	2.50	25.73	23.38	10.63	10.47	6.46	VB110M
3"	3.00	27.13	24.58	10.63	10.47	7.19	VB110M
4"	4.00	29.63	26.76	10.63	10.47	9.28	VB190M

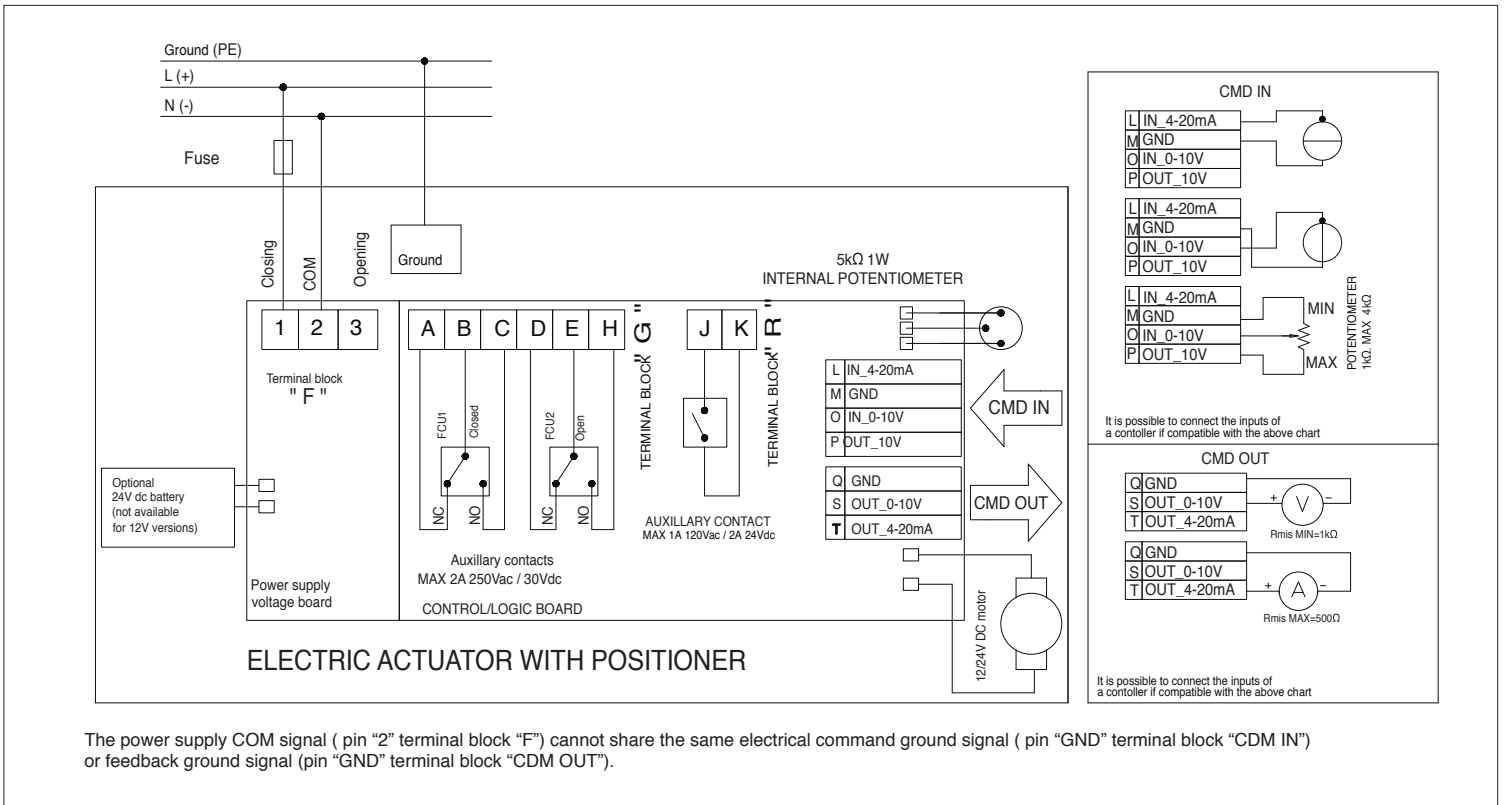
ON/OFF WIRING DIAGRAM

12V AC/DC, 24V AC/DC & 100-240VAC



POSITIONER WIRING DIAGRAM

12V AC/DC, 24V AC/DC & 100-240VAC



3-POSITION WIRING DIAGRAM

12V AC/DC, 24V AC/DC & 100-240VAC

