



JOB NAME:	CONTRACTOR:
JOB LOCATION:	APPROVAL:
ENGINEER:	CONTRACTOR P.O.:
APPROVAL:	REPRESENTATIVE:

EXM8E720744-00*

720744 2-WAY STAINLESS STEEL, ANSI 300 FLANGED, FIRE-SAFE, WAFER STYLE, FULL PORT BALL VALVE W CSA APPROVED EXPLOSION PROOF METAL ELECTRIC ACTUATOR

SIZES 1/2" TO 6"

*002 24 AC/DC ON/OFF	*003 110V DC ON/OFF	*004 220V DC ON/OFF
*022 POSITIONER	*023 POSITIONER	*024 POSITIONER

SPECIFICATIONS

The Bonomi EXM8E720744 series electric package feature the Fire-Safe 72074 made from ASTM A351-CF8M stainless steel, short pattern, wafer full port, ANSI Class 300 flanged ball valve, in sizes 1/2"-6".

This space saving valve also meets ANSI 16.34, ANSI 16.5, NACE MR 0175/ISO 15156 and NACE MR 0103. It has RTFE seats, and a combination PTFE and Viton dual stem packing design.

This space saving valve also meets ANSI 16.34, ANSI 16.5, NACE MR 0175/ISO 15156 and NACE MR 0103. It has RTFE seats, graphoil stem packing, and anti-static grounded ball and stem.

The heavy duty industrial EXM series electric actuator features a direct mount CSA certified NEMA 4X,7,8, and 9 housing, with 2 auxiliary switches, 1/2" conduit connections, built in thermal overload protection, heater & thermostat, clutch-less manual override, and a temperature range of -22°F to 156°F.

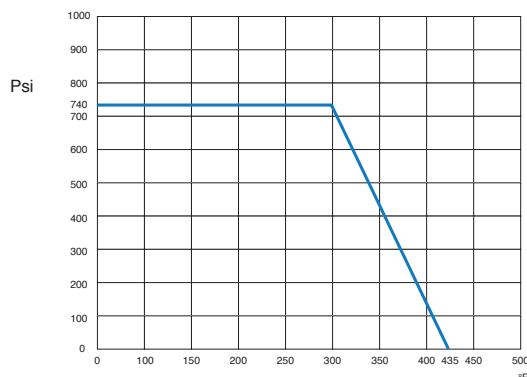
ACTUATOR FEATURES

- NEMA 4x, 7, 8 & 9 (CSA Approved)
- Enclosure conforms to IP68 with explosion-protected performance and 1/2" FNPT conduit connection
- Temperature range: -22°F to 158°F
- Clutch-less Manual Override
- Thermostatically controlled anti-condensation heater for working conditions
- Available in both ON/OFF (-00*) or 4~20 mA MODULATING (-02*)
- 30% Duty Cycle (ON/OFF) and 75% Duty Cycle (MODULATING)
- Continuous mechanical position indicator.
- Built-in thermal overload protection prevents motor burnout
- 2 auxiliary SPDT switches

VALVE FEATURES

- Stainless Steel, ANSI class 300 flanged
- Full port, sizes 1/2" to 6"
- Temperature range -4°F to 366°F
- Blow-out proof stem
- R.P.T.F.E. seats, packing and thrust washer
- Fire-safe Approved with Antistatic Stem Device
- Space saving design
- 100% tested
- TUV T.A. Luft approved
- ANSI B16.34 design
- ISO 5211 mounting pad with double "D" stem

PRESSURE - TEMPERATURE CHART FOR SERIES 720744



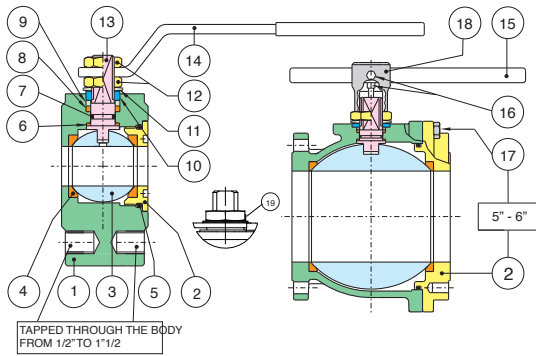
CSA APPROVALS

Class I, Division 1, Groups C, D, T4
Class II, Division 1, Groups E, F, G T130°C
Type 4x
Ex db IIB T4 Gb (For Canada)

Class I, Zone 1, AEx db IIB T4 Gb (For US)
Ex tb IIIC T130°C Db (For Canada)
Zone 21, AEx tb IIIC T130°C Db (For US)
IP68 (72h, 7m)



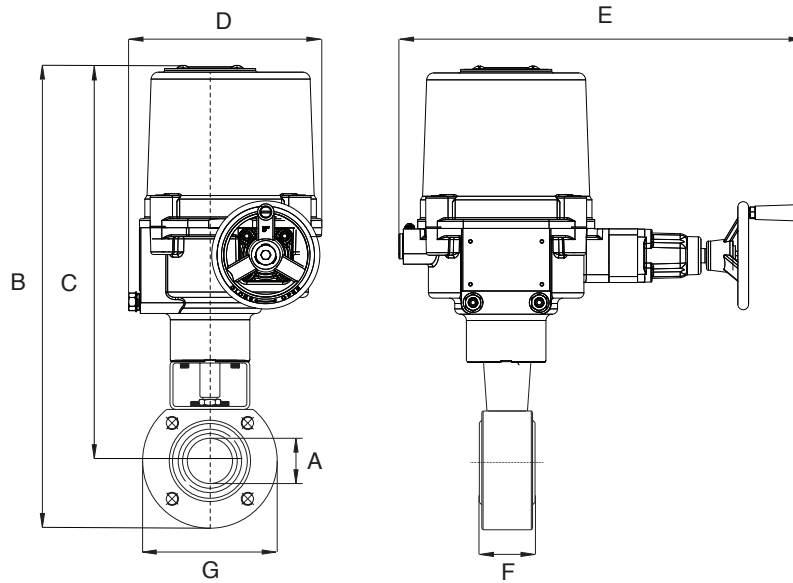
BILL OF MATERIALS FOR 720741



N POS	PART NAME	MATERIAL	N PCS
1	BODY	A479-316/A351 CF8M	1
2	END CONNECTION	A479-316/A351 CF8M	1
3	BALL	A479-316/A351 CF8M	1
4	BALL SEATS	R.P.T.F.E.	2
5	O-RING	FKM (Viton®)	1
6	THRUST WASHER	P.T.F.E.	1
7	RING	FKM (Viton®)	1
8	STEM SEAL	P.T.F.E.	1
9	PACKING GLAND	STEEL	1
10	END STOP	STEEL	2

N POS	PART NAME	MATERIAL	N PCS
11	SPRING WASHER	STEEL	2
12	NUT	STEEL	2
13	STEM	AISI 316	1
14	HANDLE	STEEL	1
15	HANDLE DN 150-200	STEEL	1
16	SCREW	STEEL	2
17	SCREW	STEEL	12
18	BODY HANDLE DN150-200	CAST IRON	1
19	UNSCREWING GROWER	A182-F316	1

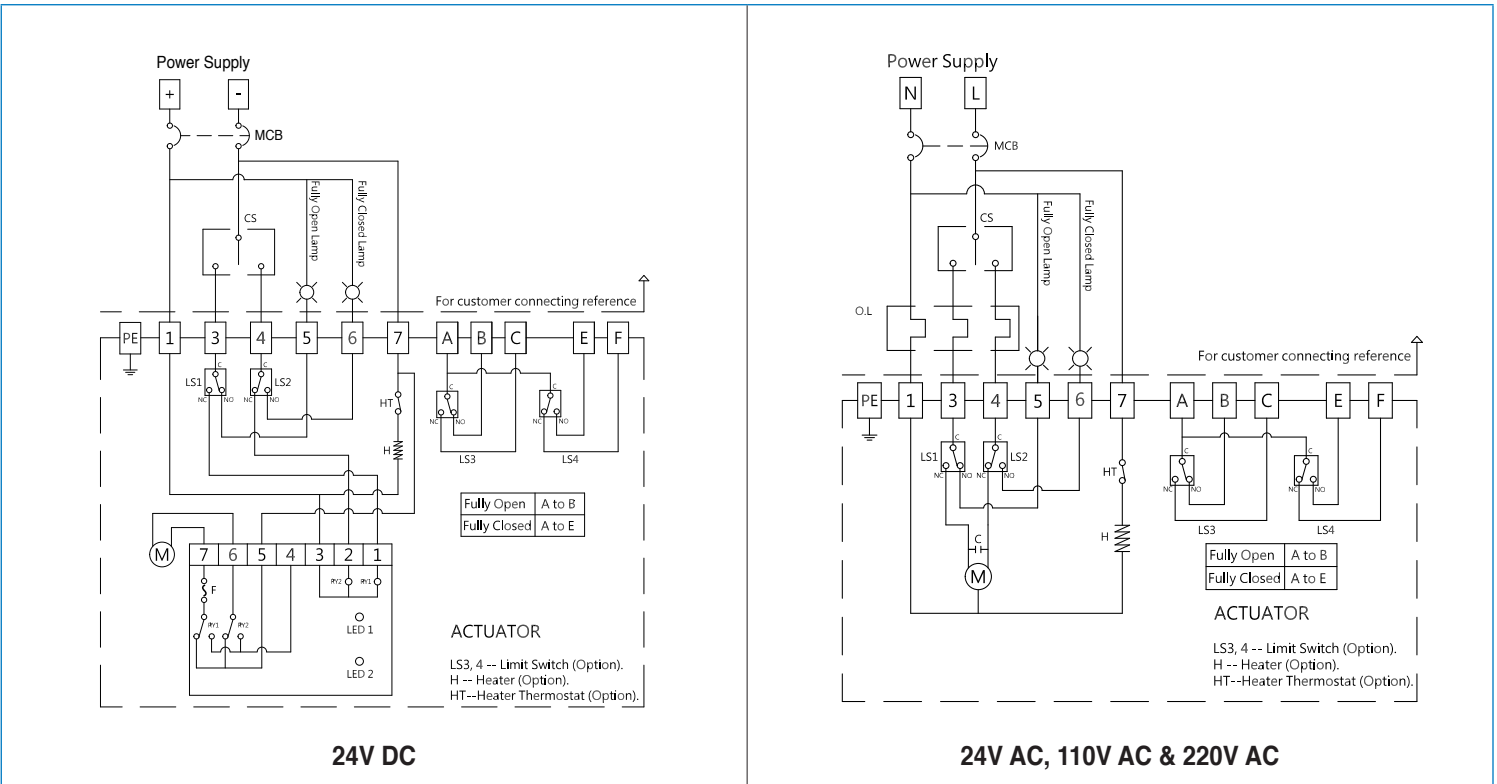
DIMENSIONS



Size	A	B	C	D	E	F	G	Act.
1/2"	0.50	10.52	7.85	5.51	4.43	1.38	3.54	EAX035
3/4"	0.75	11.05	8.02	5.51	4.43	1.57	3.93	EAX035
1"	1.00	11.78	8.25	5.51	4.43	1.81	4.33	EAX035
1-1/4"	1.25	12.56	8.50	5.51	4.43	2.12	5.11	EAX035
1-1/2"	1.50	13.26	8.72	5.39	4.45	2.50	5.51	EAX045
2"	2.00	17.45	12.20	5.39	4.45	3.23	5.90	EAX045
2-1/2"	2.50	19.24	12.77	8.46	17.79	4.05	6.88	EAX080
3"	3.00	23.78	16.47	8.46	17.79	4.80	7.48	EAX130
4"	4.00	25.80	17.11	11.57	21.54	5.98	8.66	EAX360

ON/OFF WIRING DIAGRAM

24V DC, 24V AC, 110V AC & 220VAC



POSITIONER WIRING DIAGRAM

24V DC, 24V AC, 110V AC & 220VAC

